

Scaled data based on original data using
LM-79-08 Approved Method: Electrical and Photometric Measurements of Solid-
State Lighting Products

Test Report Prepared for
Cooper Lighting Solutions
(formerly Eaton)

Brand: McGRAW-EDISON

Report Number: P452655

Luminaire Tested: **GALN-SA3C-827-U-5MQ**

Issue Date: 1/4/2021

Test Information

Test Method: LM-79-08
Report Number: P452655
TEST IS SCALED FROM IESNA LM-79-08 TEST DATA (G3-2011-042-2)
Test Lab: INNOVATION CENTER
Issue Date: 1/4/2021
Manufacturer: COOPER LIGHTING SOLUTIONS (FORMERLY EATON)
Product Line: McGRAW-EDISON
Catalog Number: GALN-SA3C-827-U-5MQ
Description: GALLEON AREA AND ROADWAY LUMINAIRE
(3) 80 CRI, 2700K, 1050mA LIGHTSQUARES WITH 16 LEDS EACH AND TYPE V
MEDIUM OPTICS
Light Source: -
Ballast/Driver: ELECTRONIC DRIVER

Summary

Lumens per Lamp: N/A
Luminaire Lumens: 16181 lumens
Efficiency: N/A
Efficacy: 101.1 lumens/watt
Luminous Opening: Rectangular (W 1' x L: 1' x H: 0')
IES Classification: Type V - Short
BUG Rating: B4 - U0 - G2

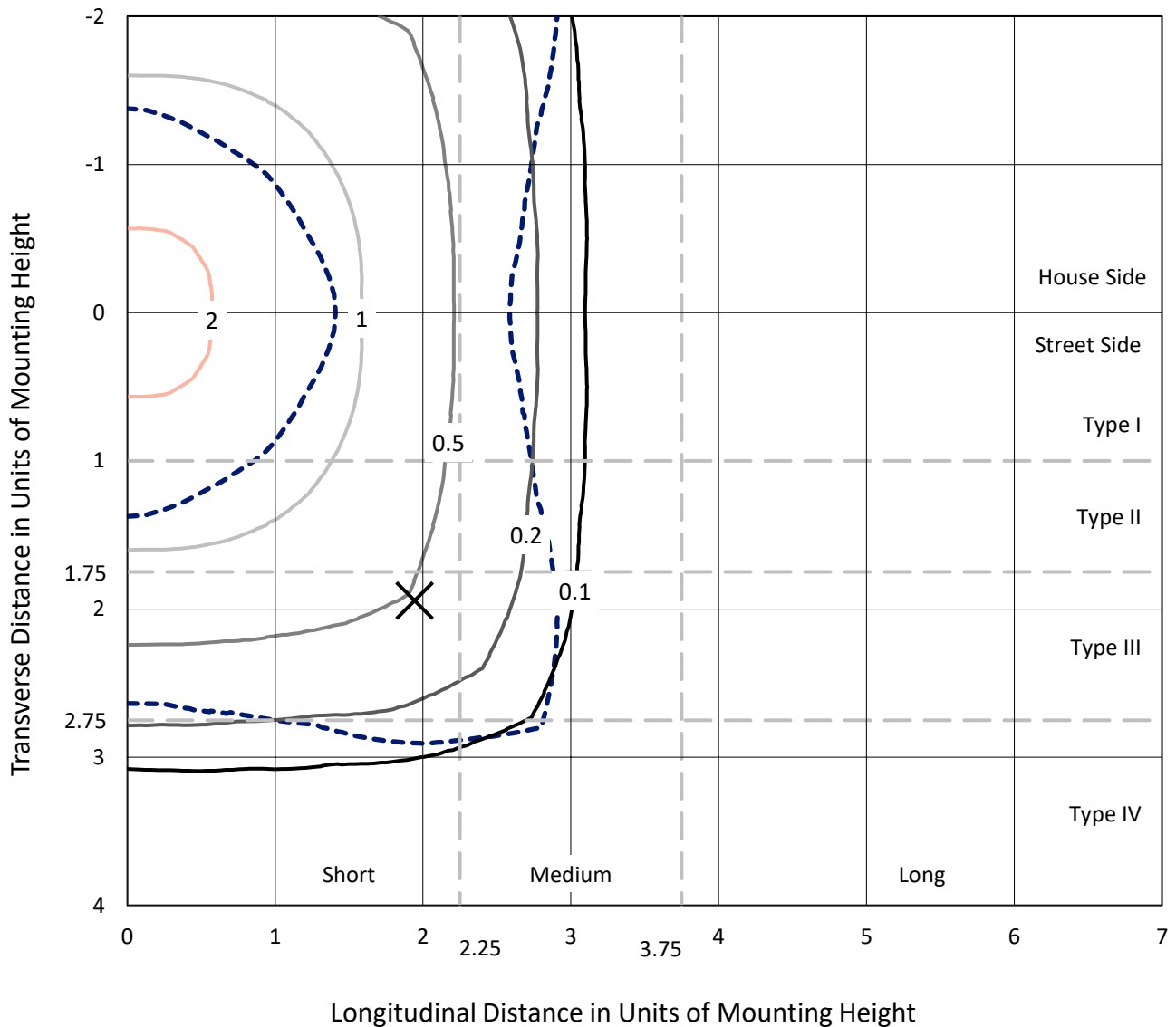
Input Watts (W): 160
Input Voltage (V): NR
Input Current (Ain): NR
Voltage Rise (V): NR
Power Factor: NR
Total Harmonic Distortion (THDi): NR
Frequency (hertz): 60
Stabilization Time: NR
Operation Time: NR
Ambient Temperature (°C): NR
Test Distance: 24 FT



REPORT NUMBER: P452655
 CATALOG NUMBER: GALN-SA3C-827-U-5MQ

Iso-Footcandle Lines of Horizontal Illumination

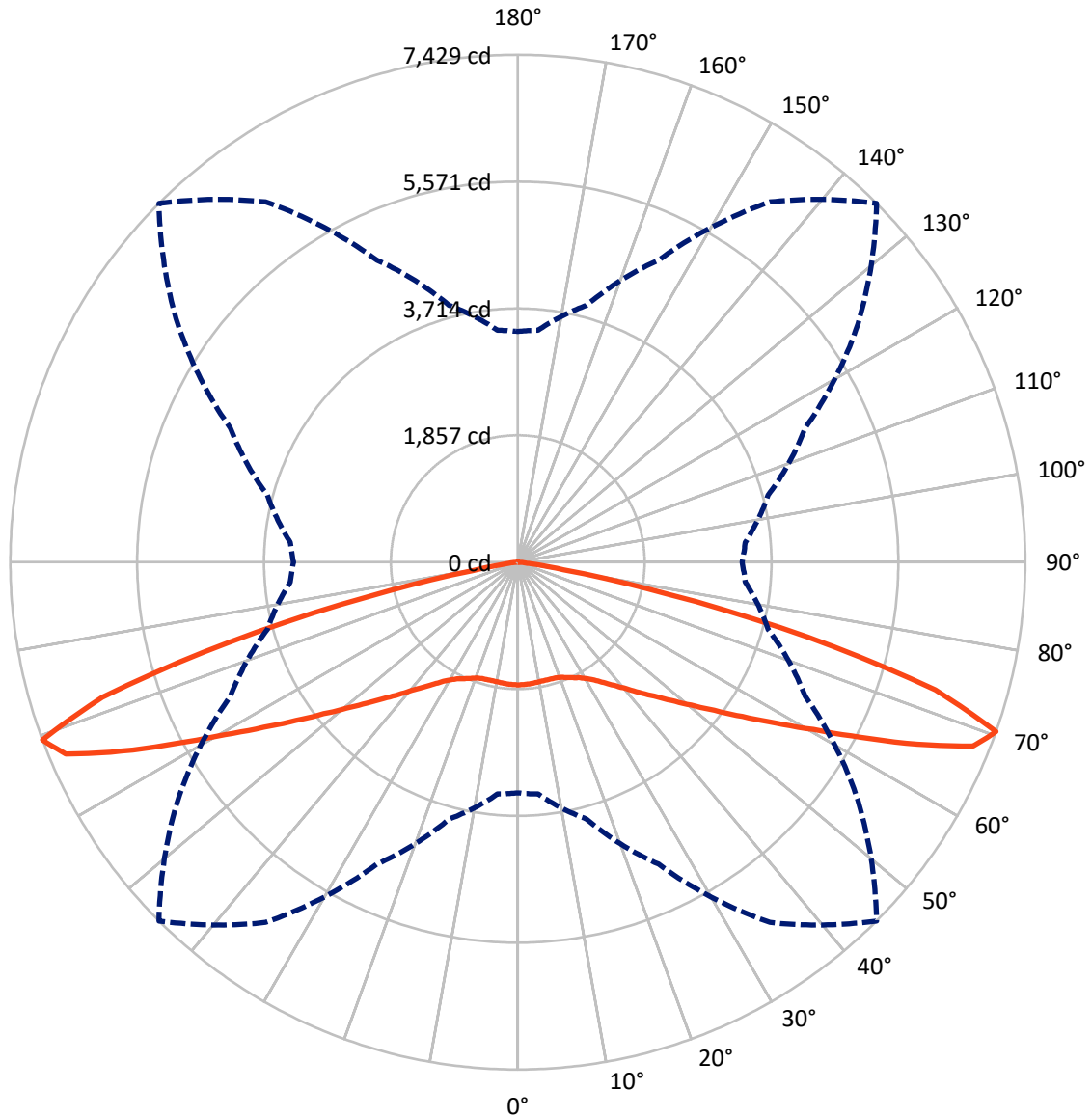
✕ Max cd
 - - - 1/2 Max cd



Based on 25 foot mounting height. Maximum calculated value = 2.9 fc
 Type V - Short - N/A

REPORT NUMBER: P452655
CATALOG NUMBER: GALN-SA3C-827-U-5MQ

Luminous Intensity Polar Plot



— Vertical Plane Through 45-Deg Lateral - - - Horizontal Cone Through 70-Deg Vertical

REPORT NUMBER: P452655

CATALOG NUMBER: GALN-SA3C-827-U-5MQ

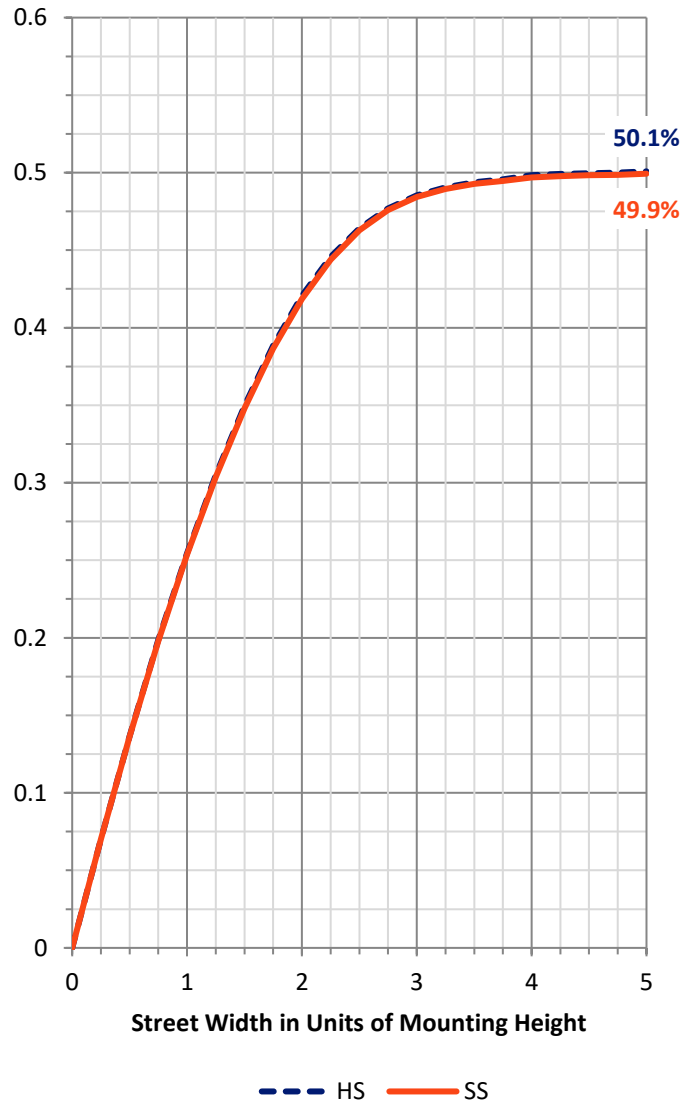
FLUX DISTRIBUTION:

		Downward	Upward	Total
House Side	Lumens	8090.5	0.0	8090.5
	% Fixture	50.0	0.0	50.0
Street Side	Lumens	8090.5	0.0	8090.5
	% Fixture	50.0	0.0	50.0
Total	Lumens	16181.0	0.0	16181.0
	% Fixture	100.0	0.0	100.0

Coefficient of Utilization

ZONAL LUMENS:

Zone	Lumens	% Fixture
0°-10°	170.4	1.1
10°-20°	500.0	3.1
20°-30°	855.1	5.3
30°-40°	1357.3	8.4
40°-50°	2189.7	13.5
50°-60°	3562.7	22.0
60°-70°	5164.6	31.9
70°-80°	2290.8	14.2
80°-90°	90.4	0.6
90°-100°	0.0	0.0
100°-110°	0.0	0.0
110°-120°	0.0	0.0
120°-130°	0.0	0.0
130°-140°	0.0	0.0
140°-150°	0.0	0.0
150°-160°	0.0	0.0
160°-170°	0.0	0.0
170°-180°	0.0	0.0
0°-90°	16181.0	100.0
0°-180°	16181.0	100.0



REPORT NUMBER: P452655

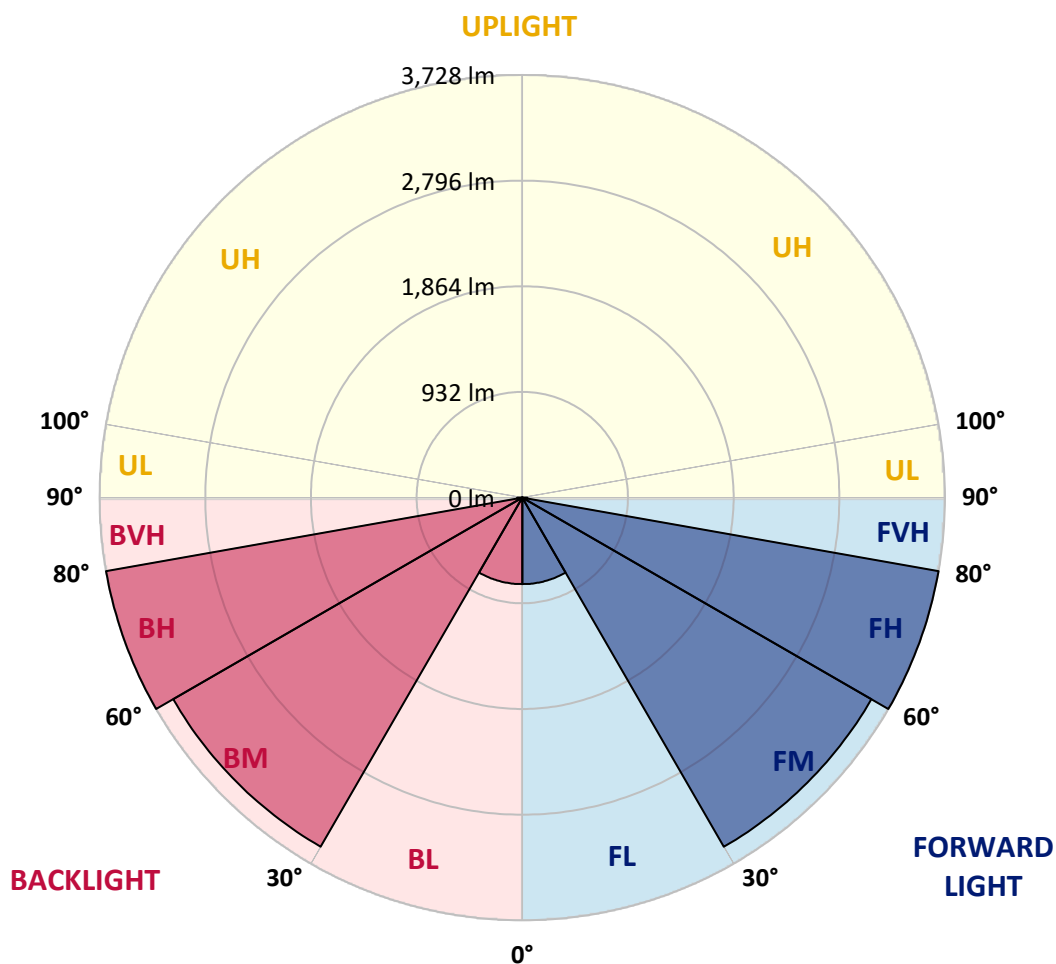
CATALOG NUMBER: GALN-SA3C-827-U-5MQ

LUMINAIRE CLASSIFICATION SYSTEM LUMEN TABLE AND BUG RATING:

Zone	Lumens	% Fixture	Zone Rating/Lumen Limit		
			B	U	G
FL (0°-30°)	762.8	4.7			
FM (30°-60°)	3554.8	22.0			
FH (60°-80°)	3727.7	23.0			G2/5000
FVH (80°-90°)	45.2	0.3			G1/100
BL (0°-30°)	762.8	4.7	B2/1000		
BM (30°-60°)	3554.8	22.0	B3/5000		
BH (60°-80°)	3727.7	23.0	B4/5000		G2/5000
BVH (80°-90°)	45.2	0.3			G1/100
UL (90°-100°)	0.0	0.0		U0/0	
UH (100°-180°)	0.0	0.0		U0/0	

BUG Rating: B4-U0-G2

Type V Short





REPORT NUMBER: P452655

CATALOG NUMBER: GALN-SA3C-827-U-5MQ

CANDELA DISTRIBUTION (FULL):

	0°	5°	15°	25°	35°	45°	55°	65°	75°	85°	90°
0°	1796.8	1796.8	1796.8	1796.8	1796.8	1796.8	1796.8	1796.8	1796.8	1796.8	1796.8
2.5°	1796.8	1798.5	1796.0	1794.3	1793.4	1793.4	1792.6	1793.4	1798.5	1799.4	1796.8
5°	1791.7	1793.4	1792.6	1790.9	1790.0	1790.0	1789.1	1788.3	1792.6	1794.3	1793.4
7.5°	1784.9	1785.7	1784.9	1784.0	1784.9	1784.0	1781.5	1779.8	1783.2	1783.2	1782.3
10°	1772.9	1774.7	1773.8	1774.7	1776.4	1776.4	1772.9	1769.5	1770.4	1768.7	1768.7
12.5°	1758.4	1761.0	1761.9	1765.3	1769.5	1774.7	1767.0	1759.3	1757.6	1756.7	1755.9
15°	1749.1	1751.6	1755.0	1758.4	1766.1	1777.2	1766.1	1754.2	1750.8	1747.4	1745.7
17.5°	1746.5	1749.9	1755.0	1760.2	1770.4	1781.5	1772.1	1760.2	1751.6	1746.5	1744.8
20°	1753.3	1755.9	1763.6	1772.9	1787.4	1798.5	1789.1	1776.4	1763.6	1755.9	1753.3
22.5°	1767.0	1771.2	1780.6	1797.7	1818.1	1834.3	1821.6	1800.2	1779.8	1769.5	1766.1
25°	1796.8	1800.2	1811.3	1834.3	1858.2	1873.6	1859.9	1835.2	1807.1	1793.4	1789.1
27.5°	1842.0	1847.1	1859.1	1886.4	1906.0	1914.5	1905.1	1888.1	1867.6	1853.1	1849.7
30°	1906.0	1912.0	1929.9	1958.9	1971.6	1976.8	1972.5	1961.4	1946.9	1931.6	1928.2
32.5°	1992.1	1995.5	2016.0	2043.3	2055.2	2056.9	2051.8	2046.7	2022.8	1997.2	1995.5
35°	2088.5	2094.4	2119.2	2151.6	2162.7	2163.5	2153.3	2145.6	2117.5	2097.0	2097.0
37.5°	2216.4	2219.0	2242.8	2279.5	2291.4	2288.0	2282.9	2276.1	2246.2	2219.8	2220.7
40°	2366.5	2371.6	2392.1	2434.7	2434.7	2430.4	2433.9	2428.7	2398.9	2373.3	2374.2
42.5°	2544.7	2547.3	2572.0	2617.2	2613.8	2605.3	2608.7	2601.9	2583.1	2554.1	2543.9
45°	2734.9	2745.1	2787.8	2831.3	2824.4	2797.1	2810.8	2809.1	2792.0	2748.5	2751.1
47.5°	2964.3	2981.3	3022.3	3074.3	3066.6	3024.0	3039.3	3049.6	3025.7	2977.9	2969.4
50°	3222.7	3233.8	3294.3	3342.9	3336.1	3290.9	3325.9	3327.6	3267.9	3200.5	3200.5
52.5°	3498.1	3509.2	3591.1	3667.0	3671.3	3605.6	3633.7	3632.0	3534.8	3446.1	3429.1
55°	3806.8	3812.0	3917.7	4029.4	4053.3	3989.3	3992.8	3958.6	3832.4	3729.2	3719.9
57.5°	4125.8	4144.5	4261.4	4406.4	4477.1	4437.9	4420.0	4328.8	4206.8	4088.3	4082.3
60°	4478.8	4479.7	4631.5	4802.9	4946.2	4972.6	4899.3	4777.3	4619.6	4462.6	4455.8
62.5°	4723.6	4760.3	4952.1	5242.1	5498.8	5647.2	5453.6	5197.7	4887.3	4634.0	4608.5
65°	4773.9	4798.6	5091.1	5582.3	6106.8	6426.6	5978.9	5434.8	4905.2	4567.5	4550.5
67.5°	4367.1	4393.6	4787.6	5541.4	6533.2	7189.0	6320.0	5320.5	4601.6	4183.8	4150.5
70°	3377.9	3407.7	3894.7	4877.9	6438.5	7428.6	6077.0	4640.9	3794.9	3343.8	3283.2
72.5°	1796.0	1906.0	2322.1	3348.0	5225.9	6395.9	4982.8	3386.4	2447.5	2000.6	1920.5
75°	655.8	669.4	901.4	1484.7	3040.2	4385.9	3157.0	1615.2	928.7	717.2	680.5
77.5°	271.2	270.3	296.8	448.6	1104.4	2246.2	1232.3	474.1	295.9	273.7	270.3
80°	160.3	160.3	176.5	186.8	290.8	678.0	324.9	211.5	177.4	162.0	164.6
82.5°	71.6	75.9	111.7	117.7	140.7	185.9	156.9	134.7	116.0	80.2	72.5
85°	39.2	34.1	58.8	61.4	67.4	69.1	74.2	73.3	67.4	39.2	40.1
87.5°	7.7	9.4	17.1	12.8	14.5	12.8	17.1	23.9	24.7	13.6	11.1
90°	0.0	0.0	0.0	0.0	0.0	0.0	0.0	0.0	0.0	0.0	0.0

(END OF REPORT)